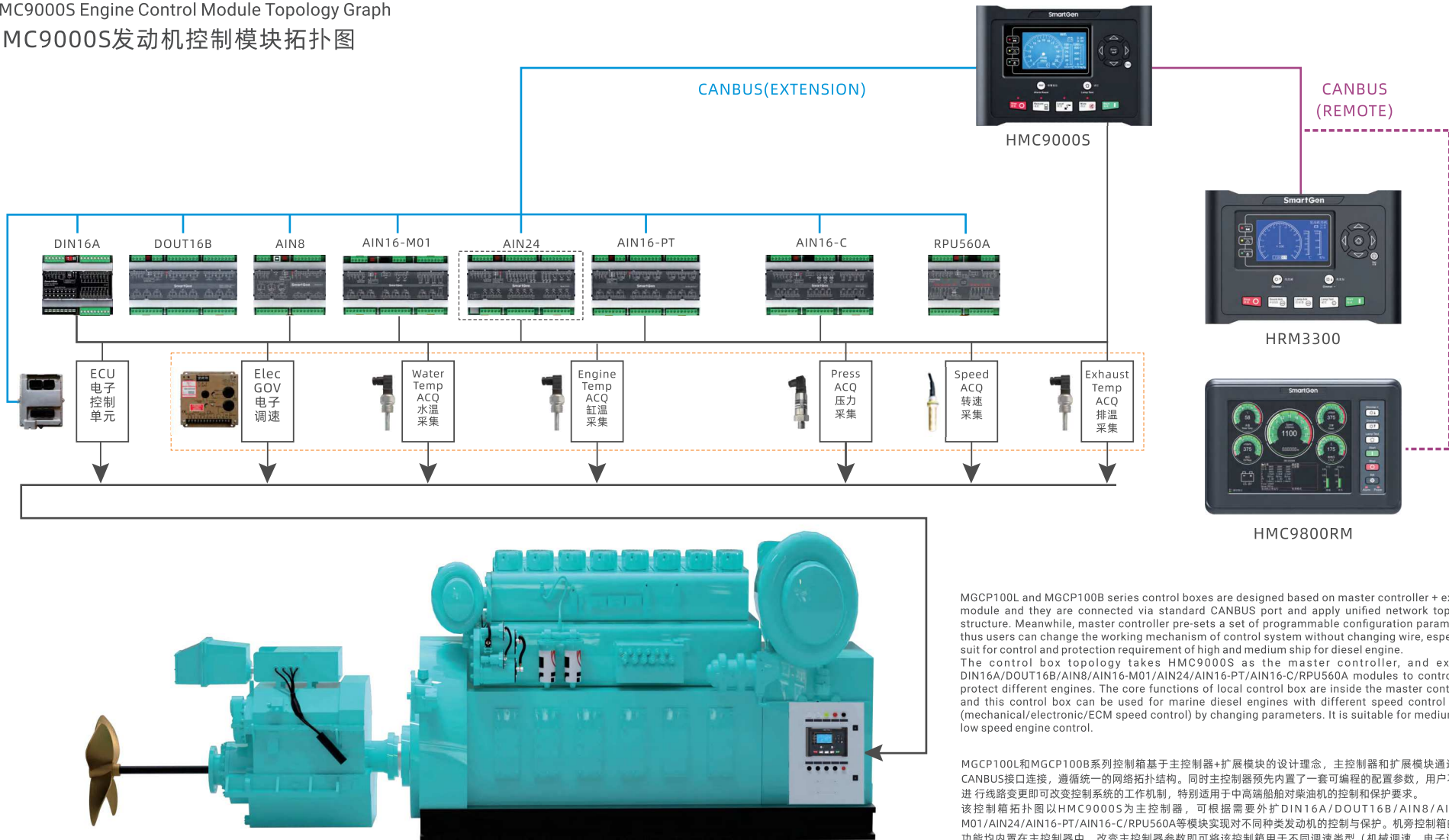


## HMC9000S Engine Control Module Topology Graph

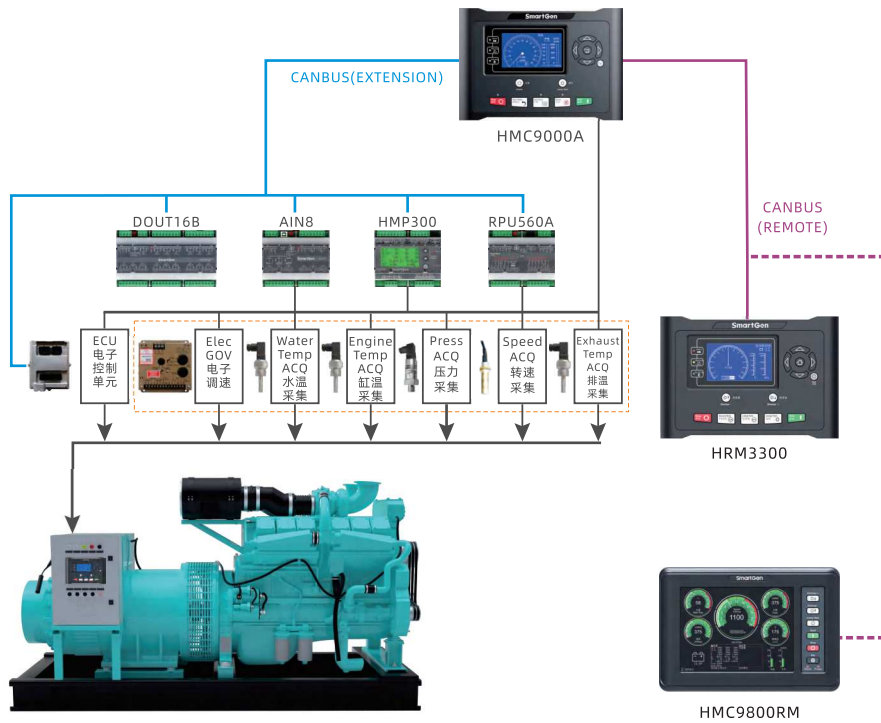
### HMC9000S发动机控制模块拓扑图



MGCP100L and MGCP100B series control boxes are designed based on master controller + expand module and they are connected via standard CANBUS port and apply unified network topology structure. Meanwhile, master controller pre-sets a set of programmable configuration parameters, thus users can change the working mechanism of control system without changing wire, especially suit for control and protection requirement of high and medium ship for diesel engine. The control box topology takes HMC9000S as the master controller, and expand DIN16A/DOUT16B/AIN8/AIN16-M01/AIN24/AIN16-PT/AIN16-C/RPU560A modules to control and protect different engines. The core functions of local control box are inside the master controller, and this control box can be used for marine diesel engines with different speed control types (mechanical/electronic/ECM speed control) by changing parameters. It is suitable for medium and low speed engine control.

MGCP100L和MGCP100B系列控制箱基于主控制器+扩展模块的设计理念，主控制器和扩展模块通过标准CANBUS接口连接，遵循统一的网络拓扑结构。同时主控制器预先内置了一套可编程的配置参数，用户不需要进行线路变更即可改变控制系统的工作机制，特别适用于中高端船舶对柴油机的控制和保护要求。该控制箱拓扑图以HMC9000S为主控制器，可根据需要外扩DIN16A/DOUT16B/AIN8/AIN16-M01/AIN24/AIN16-PT/AIN16-C/RPU560A等模块实现对不同种类发动机的控制与保护。机旁控制箱的核心功能均内置在主控制器中，改变主控制器参数即可将该控制箱用于不同调速类型（机械调速、电子调速和ECM控制）的船用柴油机。特别适用于中速机和低速机控制。

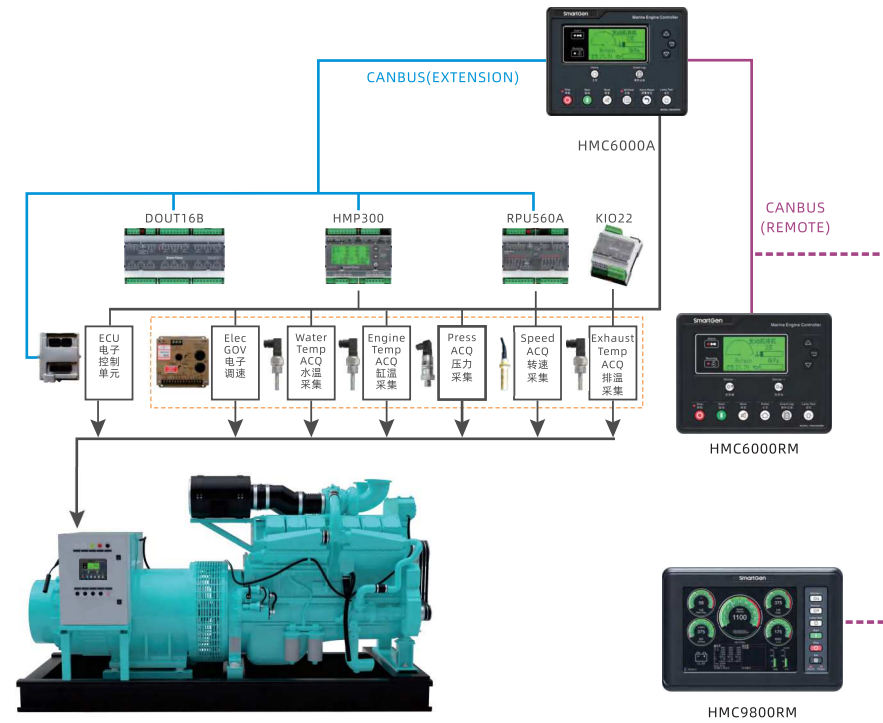
## HMC9000A Engine Control Module Topology Graph HMC9000A发动机控制模块拓扑图



The control box topology takes HMC9000A as the master controller, and expand DOUT16B/AIN8/HMP300/RPU560A modules to control and protect different engines. The core functions of local control box are inside the master controller, and this control box can be used for marine diesel engines with different speed control types (mechanical/electronic/ECM speed control) by changing parameters. It is suitable for high and medium speed engine control. It is widely used for large and medium diesel engine.

该控制箱拓扑图以HMC9000A为主控制器，可根据需要外扩DOUT16B/AIN8/HMP300/RPU560A等模块实现对不同种类发动机的控制与保护。机旁控制箱的核心功能均内置在主控制器中，改变主控制器参数即可将该控制箱用于不同调速类型（机械调速、电子调速 和ECM控制）的船用柴油机。特别适用于高速机和中速机控制。广泛应用于中大型柴油机。

## HMC6000A Engine Control Module Topology Graph HMC6000A发动机控制模块拓扑图



The control box topology takes HMC6000A as the master controller, and extension DOUT16B/HMP300/RPU560A modules to control and protect different engines. The core functions of local control box are inside the master controller, and this control box can be used for marine diesel engines with different speed control types (mechanical/electronic/ECM speed control) by changing parameters. It is suitable for medium and small engines with high speed. It is widely used for large and medium diesel engine.

该控制箱拓扑图以HMC6000A为主控制器，可根据需要外扩DOUT16B/HMP300/RPU560A等模块实现对不同种类发动机的控制与保护。机旁控制箱的核心功能均内置在主控制器中，改变主控制器参数即可将该控制箱用于不同调速类型（机械调速、电子调速 和ECM控制）的船用柴油机。特别适用于中小型高速机控制。广泛应用于中大型柴油机。